



EEX EEXBS


CROSS-LINKED POLYETHYLENE INSULATED
HIGH-TENSION CABLES FOR ELECTRIC AUTOMOBILES
EEX CORE, BRAIDED SHIELD, PVC SHEATHED HIGH-TENSION CABLES
FOR ELECTRIC AUTOMOBILES

FOR ELECTRIC AUTOMOBILES

FOR HIGH-VOLTAGE CIRCUITS OF 600V OR LESS

HEAT RESISTANCE UP TO 120

EEX



CONDUCTOR: ANNEALED COPPER
INSULATION: CROSS-LINKED POLYETHYLENE

EEXBS



SHIELD: BRAIDED TIN PLATED ANNEALED COPPER WIER
SEATH: CROSS-LINKED POLYETHYLENE

CONSTRUCTION ,PROCESSING

EEX **EEXBS**

サイズ	CORE					CONDUCTOR RESISTANCE {MAX @ 20 } (/m)	BRAIDED SHIELD CONSTRUCTION WIRES/WIRES/mm	SEATH THICKNESS (mm)	FINISHED OUTSIDE DIAMETER APPROX(mm)
	CONDUCTOR			INSULATION	OUTSIDE				
	CONSTRUCTION (/ /mm)	CLOSS-SECTION AREA (mm2)	DIAMETER APPROX(mm)	THICKNESS (mm)	DIAMETER (mm)				
0.5f	20/0.18	0.5087	1.0	0.5	2.0	0.0367	5/16/0.12TA	0.5	3.5
1.25f	50/0.18	1.273	1.5	0.6	2.7	0.0147	4/24/0.12TA	0.5	4.2
2f	37/0.26	1.964	1.8	0.6	3.0	0.0095	5/24/0.12TA	0.5	4.5
3f	58/0.26	3.079	2.3	0.7	3.7	0.00606	6/24/0.12TA	0.5	5.2
5f	98/0.26	5.203	3.0	0.8	4.6	0.00359	7/24/0.12TA	0.5	6.1
8f	7/22/0.26	8.176	4.0	0.8	5.6	0.00233	8/24/0.12TA	0.5	7.1
10f	7/27/0.26	10.03	4.5	1.0	6.5	0.0019	6/24/0.18TA	0.8	8.8
12f	7/22/0.32	12.39	5.0	1.0	7.0	0.00152	6/24/0.18TA	1.0	9.8
15f	19/9/0.32	13.75	5.3	1.1	7.5	0.00137	7/24/0.18TA	1.0	10.3
20f	19/13/0.32	19.86	6.5	1.1	8.7	0.000946	8/24/0.18TA	1.0	11.5
30f	19/19/0.32	29.03	7.8	1.4	10.6	0.000647	9/24/0.18TA	1.0	13.4



TAEHX

CROSS-LINKED POLYETHYLENE INSULATED
HEAT RESISTANCE HIGH-TENSION CABLES FOR ELECTRIC AUTOMOBILES

HALOGEN FREE INSURATION


FOR ELECTRIC AUTOMOBILES

FOR HIGH-VOLTAGE CIRCUITS OF
1000V OR LESS

HEAT RESISTANCE UP TO 150

CONDUCTOR : TIN PLATED ANNEALED COPPER

STRIPE : 6-COLOR



INSULATION : HEAT RESISTANCE HALOGEN FREE
CROSS-LINKED POLYETHYLENE

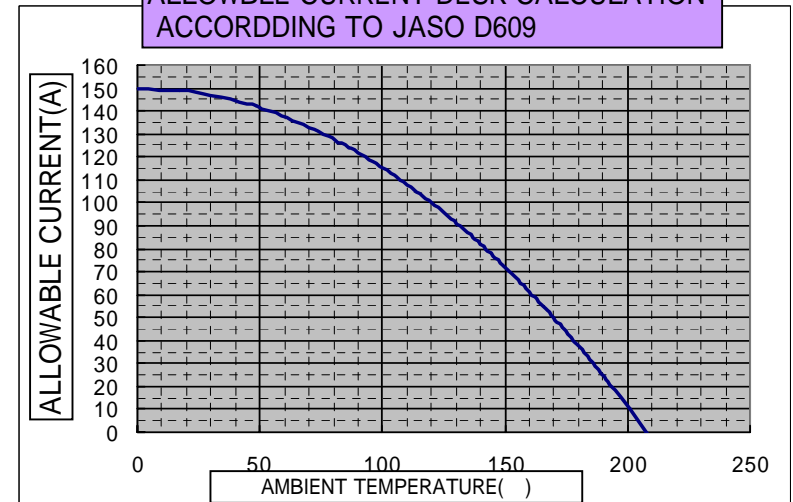
CONSTRUCTION ,PROCESSING

SIZE	CONDUCTOR			INSULATION THICKNESS (mm)	OUTSIDE DIAMETER (mm)	CONDUCTOR RESISTANCE {MAX @ 20 } (/m)
	CONSTRUCTION (/ /mm)	CLOSS-SECTION AREA (mm ²)	OUTSIDE DIAMETER APPROX (mm)			
20f	19/13/0.32	19.86	6.5	1.1	8.7	0.000946

HIGH VOLTAGE TEST

TEST NAME	SPEC	REQUIREMENT	JUDGMENT
VOLTAGE TEST	IE C 6 0 5 0 2 - 1	WHITHSTAND 3 . 5 kv , 5 MIN	PASS
HOT SET	IE C 6 0 5 0 2 - 1	MAXIMUM ELONGATION UNDERLOAD 175%	PASS
		MAXIMUM AFTER COOLING ELONGATION 15%	PASS
INSULATION RESISTANCE AT MAXIMUM TEMPERATURE	IE C 6 0 5 0 2 - 1	MINIMUM VOLUM RESISTIVITY 10 ¹² cm	PASS
VOLTAGE TEST FOR 4H	IE C 6 0 5 0 2 - 1	WHITHSTAND 2 . 4 kv , 4 H	PASS
WATER ABSORPTION TEST	IE C 6 0 5 0 2 - 1	LESS THAN 1mg/cm ²	PASS
SHRINKAGE TEST	IE C 6 0 5 0 2 - 1	LESS THAN 4%	PASS
TESTS FOR DETERMINIG THE MECHANICAL PROPERTIES OF	IE C 6 0 5 0 2 - 1	TENSILE STRENGTH VARIATION MAXIMUM ± 2.5%	PASS
		ELONGATION VARIATION MAXIMUM 25%	PASS
TRACKING TEST	JIS C3005	NOT BURN	PASS
CREEPING DISCHARGE	JIS C3006	NO SMORK,BURN,FLASH OVER	PASS
PARCIAL DISCHARGE	JEC - 0401	NOT BRAEAKDOWN	PASS

ALLOWBLE CURRENT DESK CALCULATION ACCORDING TO JASO D609





EEHX EEHXBSX


**CROSS-LINKED POLYETHYLENE INSULATED
 HEAT RESISTANCE HIGH-TENSION CABLES FOR ELECTRIC AUTOMOBILES**
**EEX CORE, BRAIDED SHIELD, CROSS-LINKED POLYETHYLENE SHEATHED
 HIGH-TENSION CABLES FOR ELECTRIC AUTOMOBILES**

FOR ELECTRIC AUTOMOBILES

FOR HIGH-VOLTAGE CIRCUITS OF
1000V OR LESS

HEAT RESISTANCE UP TO 150

EEHX



CONDUCTOR: ANNEALED COPPER
 INSULATION: HEAT RESISTANCE CROSS-LINKED POLYETHYLENE

EEHXBSX



SHIELD: BRAIDED TIN PLATED ANNEALED COPPER WIER
 SEATH: HEAT RESISTANCE CROSS-LINKED POLYETHYLENE

CONSTRUCTION ,PROCESSING

EEHX

SIZE	CORE					
	CONDUCTOR			INSULATION	OUTSIDE	CONDUCTOR RESISTANCE {MAX @ 20 }
	CONSTRUCTION (/ /mm)	CLOSS- SECTION AREA (mm2)	OUTSIDE DIAMETER APPROX(mm)	THICKNESS (mm)	DIAMETER (mm)	
12f	7/22/0.32	12.39	5.0	1.0	7.0	0.00152
15f	19/9/0.32	13.75	5.3	1.1	7.5	0.00137
20f	19/13/0.32	19.86	6.5	1.1	8.7	0.000946
30f	19/19/0.32	29.03	7.8	1.4	10.6	0.000647

EEHXBSX

サイズ	CORE					CONDUCTOR RESISTANCE {MAX @ 20 }	BRAIDED SHIELD CONSTRUCTION WIRES/WIRES/mm	SEATH THICKNESS	FINISHED OUTSIDE DIAMETER
	CONDUCTOR			INSULATION	OUTSIDE				
	CONSTRUCTION (/ /mm)	CLOSS- SECTION AREA (mm2)	DIAMETER APPROX(mm)	THICKNESS (mm)	DIAMETER (mm)	(/m)	(mm)	APPROX(mm)	
15f	19/9/0.32	13.75	5.3	1.1	7.5	0.00137	7/24/0.18TA	1.0	10.3

Aluminum Wire

1 . AIMS

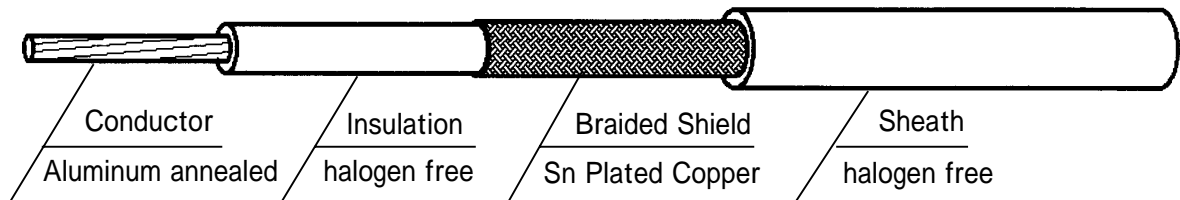
Weight reduction : Meet existing exhaust regulation guidelines , and observe a corresponding correlation to the total mpg regulation.

2 . FEATURES

- 1)Weight reduction by Aluminum of conductor
- 2)Halogen free of covering

3 . SPECIFICATION

Aluminum Wire AL - HF - 15 / Aluminum Shield Wire AL - HFBS - 15 × 1



Size × No. of Cores (mm ²)	Core				Outside Cable Diameter [nominal] (mm)	Conductor Resistance Max.(20) (m /m)	Braided Shield Wire Construction (wires/wires/mm)	Sheath Thickness [nominal] (mm)	Finished Outside Diameter Approx. (mm)
	Conductor		Insulation Thickness [nominal] (mm)	Diameter [nominal] (mm)					
	construction (count/count/mm)	conductor Area (mm ²)							
15 × 1	19/1.0	14.92	5.0	1.1	7.2	1.93	7/24/0.18	1.0	10.0

4 . Weight

	Conductor	Type	Weight	Effect
Present	Copper	EEXBS-12f × 1	220g/m	-
Development	Aluminum	AL-HFBS-15 × 1	151g/m	31%